



Morningstar Rating as of 29/09/2023 ★★★★★

## Key figures

NAV : \$60.80

Share AUM : 6.04 M\$

Fund size : 13.33 M\$

## Investment horizon



## Synthetic Risk Indicator



## Characteristics

**Legal form :** Sub-fund of the Luxembourg SICAV JKC Fund

**Share class :** Class I USD

**Inception date :** 03/07/2009

**Index for comparison :** MSCI China Free

### Allocation of distributable amounts:

Accumulated

**Valuation frequency :** Daily

**Currency :** Dollar

**Clients :** Institutional Investors

**Risks incurred :** counterparty, equity, derivatives, liquidity, management, operational, chinese markets

## Commercial Information

**ISIN Code :** LU0438073230

**Bloomberg Ticker :** JKCCBIU LX Equity

**Cut-off time :** D-1 before 12:00 am CET

**Settlement :** D+3 days

**Min. initial subscription :** \$200 000

**Max. subscription fees :** 5.0%

**Max. redemption fees :** none

**Running costs as of 31/12/2022 :** 2.80%

**Performance fees :** 15% subject to high-water mark

**Custodian :** BNP Paribas SA, Luxembourg

**Administrator :** BNP Paribas SA, Luxembourg

**Management company :** La Française Asset Management

**Investment manager :** JK Capital Management Limited

**Fund manager :** Fabrice Jacob / Sabrina Ren

**Distribution :** La Française AM

## Investment strategy

The fund's objective is to provide investors with exposure to China's long term growth through investments in companies operating out of China, listed predominantly but not necessarily in Hong Kong, while benefiting from a volatility that will be lower than the average volatility of Chinese indices.

The fund is a multi-cap fund focusing on bottom up stock picking of listed companies having their operations in China and on the basis of ground due diligence and compelling valuations using a valuedriven

## Net performance in Dollar

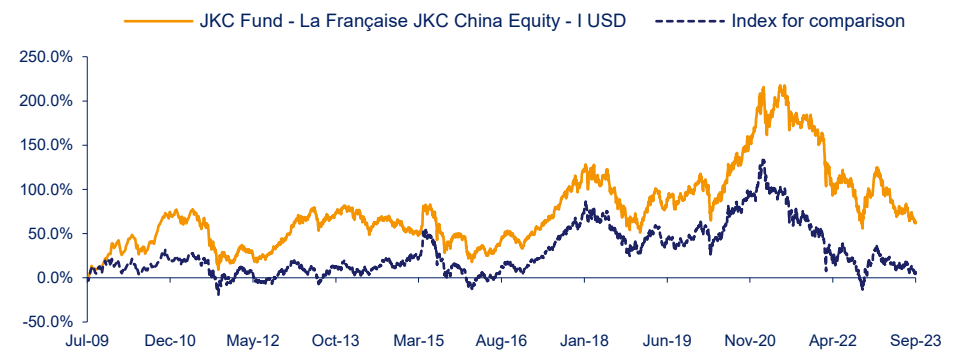
Past performances do not guarantee future results and are not constant over time. This performance does not take into account fees and expenses related to subscription and redemption of shares.

Cumulative	1 months	3 months	YTD	1 year	3 years	5 years	Inception*
<b>Fund - Class I USD</b>	<b>-4.33%</b>	<b>-6.55%</b>	<b>-15.60%</b>	<b>-6.63%</b>	<b>-29.77%</b>	<b>-8.64%</b>	<b>63.57%</b>
Index for comparison	-3.06%	-3.06%	-8.93%	2.63%	-39.87%	-26.39%	6.77%

\* Inception date 03/07/09

Annualized	1 year	3 years	5 years	Inception*
<b>Fund - Class I USD</b>	<b>-6.65%</b>	<b>-11.12%</b>	<b>-1.79%</b>	<b>3.51%</b>
Index for comparison	2.64%	-15.61%	-5.94%	0.46%

## Evolution of performance since inception



## Risk indicators

Weekly	1 year	3 years	5 years
Fund volatility	24.95%	22.58%	21.94%
Index volatility	29.99%	27.25%	25.25%
Tracking-Error	12.01%	13.56%	11.29%
Sharpe ratio	-0.30	-0.49	-0.03
Information ratio	-0.77	0.32	0.36
Beta	0.77	0.72	0.78
Alpha	-8.86%	0.02%	3.04%

## Return analysis

	Over 5 years
Max. run-up	110.37% (from 03/01/19 on 01/06/21)
Max. Drawdown	-50.93% (from 01/06/21 on 31/10/22)
Recovery	not achieved
Best month	21.2% (nov-22)
Worst month	-12.8% (March-22)
% Months >0	51.67%
% Months outperf.	55.00%

## Monthly net performance (%)

	Jan.	Feb.	March	Apr.	May	June	July	Aug.	Sept.	Oct.	Nov.	Dec.	Year
<b>2023</b>													
Fund	13.98	-7.64	-1.00	-7.07	-9.36	2.88	4.98	-6.95	-4.33				<b>-15.60</b>
Index	12.26	-10.25	4.51	-5.21	-8.96	3.38	9.30	-8.51	-3.06				<b>-8.93</b>
<b>2022</b>													
Fund	-7.15	1.76	-12.77	-7.91	3.20	2.58	-4.48	-3.75	-12.63	-11.03	21.21	2.58	<b>-28.59</b>
Index	-2.94	-3.70	-7.80	-3.94	0.87	5.73	-9.98	0.12	-14.71	-16.84	28.87	5.15	<b>-23.51</b>
<b>2021</b>													
Fund	2.45	-3.63	1.87	7.07	5.54	-0.27	-11.96	-0.26	-0.65	2.39	-4.55	0.76	<b>-2.63</b>
Index	7.36	-1.00	-6.08	1.23	0.48	-0.30	-14.09	0.02	-5.07	3.06	-5.79	-3.16	<b>-22.37</b>
<b>2020</b>													
Fund	-3.28	-2.45	-8.49	6.47	-0.16	9.65	7.21	6.79	-2.11	4.41	3.43	10.81	<b>34.97</b>
Index	-5.15	1.34	-7.10	6.32	-0.83	8.35	8.90	5.59	-2.86	5.34	2.73	2.77	<b>26.70</b>
<b>2019</b>													
Fund	9.53	5.69	5.25	1.16	-9.22	7.68	0.04	-2.72	1.30	5.33	-1.41	5.67	<b>30.34</b>
Index	11.30	3.49	2.43	2.15	-13.59	6.87	-0.74	-4.20	-0.20	4.00	1.64	7.79	<b>20.36</b>

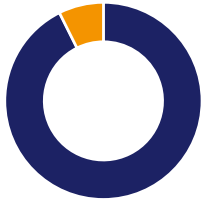
The information contained herein is issued by JK Capital Management Limited. To the best of its knowledge and belief, JK Capital Management Limited considers the information contained herein is accurate as at the date of publication. However, no warranty is given on the accuracy, adequacy or completeness of the information. Neither JK Capital Management Limited, nor its affiliates, directors and employees assumes any liabilities (including any third party liability) in respect of any errors or omissions on this report. Under no circumstances should this information or any part of it be copied, reproduced or redistributed.  
© Copyright JK Capital Management Limited 2023





## Asset Class breakdown

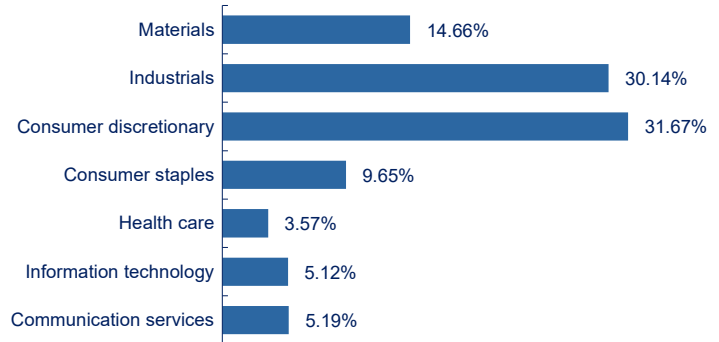
In % of AUM



Equities : 92.64% Cash : 7.36%

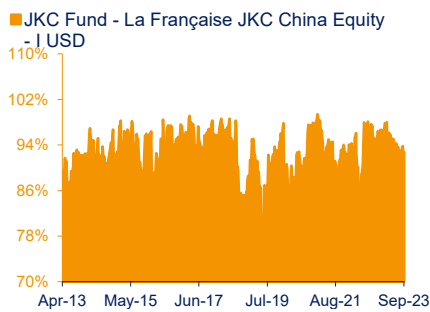
## Sector exposure (GICS classification)

In % of Equities



## Evolution of equity exposure

Equity exposure as of 29/09/23 : 92.64%

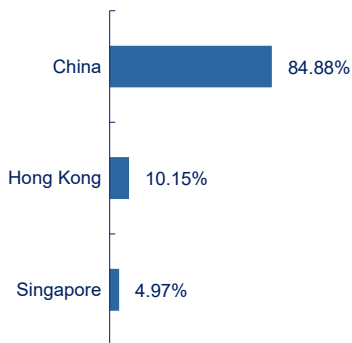


## Top holdings (excluding cash)

Issuer	Sector	Country	Weight
Zijin Mining Group Co Ltd	Materials	China	6.2%
Sany Heavy Equipment International	Industrials	China	6.0%
Sanhua	Industrials	China	5.8%
Ningbo Tuopu Group Co Ltd	Consumer discretionary	China	5.8%
China Resources Enterprise	Consumer staples	Hong Kong	5.7%
Rianlon Corp	Materials	China	5.2%
Yum China Holdings Inc	Consumer discretionary	China	4.9%
Nari Technology Co Ltd	Industrials	China	4.9%
Shenzhou International Group	Consumer discretionary	China	4.9%
Tencent Holdings Ltd	Communication services	China	4.8%

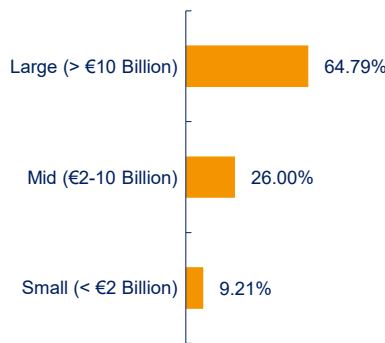
## Geographical breakdown

In % of Equities



## Market capitalization breakdown

In % of Equities



## Portfolio Characteristics

### Portfolio Statistics

Top 5 stock holdings	29.5%
Top 10 stock holdings	54.2%
Top 20 stock holdings	90.6%
Number of holdings	21

### Portfolio Valuation

PER 2024 (e)	14.6
2024 (e) Earnings Growth	23.6%
PE to Growth	0.6
Dividend Yield (ex-cash)	1.5

## Morningstar Sustainability Rating

Morningstar Sustainability Rating as of 31/08/2023



Out of 2596 Greater China Equity funds. Based on 94% of AUM.

Morningstar Sustainability Rating as of 31/08/2023. Sustainalytics provides company-level analysis used in the calculation of Morningstar's Historical Sustainability Score as of 31/08/2023.

© 2023 Morningstar, Inc. All rights reserved. The information contained herein: (1) is proprietary to Morningstar and/or its content providers; (2) may not be copied or distributed; and (3) is not warranted to be accurate, complete, or timely. Neither Morningstar nor its content providers are responsible for any damages or losses arising from any use of this information. Past performance is no guarantee of future results.

## Main operations (excluding cash) over the month

In % of AUM in operation date

New positions	Weight	Closed positions	Weight
Fuyao Glass Industry Group Co	2.0%	NA	
Strengthened positions	Weight	Reduced positions	Weight
Rianlon Corp-A	1.0%	Hefei Meiya Optoelectronic-A	-1.8%
China Resources Beer Holding	0.9%	Amoy Diagnostics Co Ltd-A	-1.1%
Shenzhou International Group	0.8%	Yum China Holdings Inc	-1.1%





## Disclaimer

This is marketing information. The elements contained in this document have been prepared solely for the purpose of information and do not constitute an offer, or any invitation to treat, buy or sell any financial instrument or to participate in any trading strategy. While particular attention has been paid to the contents of this document, no guarantee, warranty or representation, express or implied, is given to the accuracy, correctness or completeness thereof.

Please note that the value of an investment may rise or fall and also that past performance results are no indication of future results. Especially performance results referring to a period of less than twelve months (Year-to-date performance) are no reliable indicator for future results due to the short comparison period. There is no guarantee to get back the full amount invested. Investments in foreign currencies may generate a currency risk, and the return in a reference currency may increase or decrease as a result of currency fluctuations. The Fund is exposed to several types of risks that are listed on page one of the current document, in the Fund's Key Investor Information Document ("KIID") and in the prospectus.

Please refer to "Legal form" and "Registered countries" on page one for more information.

Source for performance figures: La Française AM, Bloomberg. Issuance and redemption commissions and taxation on capital gains, if any, are not included in the performance figures. Figures are based on gross performance, after deduction of management fees only; therefore you must note that commissions, fees and other charges may have a negative impact on performance.

The issuer of this document is La Française AM Finance Services, a French Simplified Joint Stock Company (Société par Actions Simplifiée - "SAS"), 128, Boulevard Raspail, 75006 Paris, France, Phone: +33(0)1 44 56 10 00 - Fax: +33(0)1 44 56 11 00. La Française AM Finance Services is regulated by the "Autorité de Contrôle Prudentiel" as an investment services provider under the number 18673 X. This presentation must not be copied, reproduced, distributed or passed on to any person at any time without the prior consent of La Française AM or its member companies. La Française Asset Management was approved by the "Autorité des Marchés Financiers" under n° GP 97076 on July 1st, 1997.

The tax treatment of the investment in the Fund depends on the personal circumstances of each investor and can be subject to future changes. You should consult your financial advisor before investing. The Fund may not be offered, sold or delivered within the United States. These products may be subject to restrictions with regard to certain persons or in certain countries under national regulations applicable to such persons or countries. NOTABLY, THIS PRESENTATION IS EXCLUSIVELY INTENDED FOR PERSONS WHO ARE NOT U.S. PERSONS, AS SUCH TERM IS DEFINED IN REGULATIONS OF THE U.S. SECURITIES ACT OF 1933, AS AMENDED (THE SECURITIES ACT) AND WHO ARE NOT PHYSICALLY PRESENT IN THE UNITED STATES.

For more detailed information on the investment fund, please refer to the prospectus and the KIID, which should be read before any investment. In relation to the Investment Fund and the share class mentioned in this document, the latest prospectus, the KIID and the annual and semi-annual reports (the latest versions of which are available free of charge on [www.la-francaise.com](http://www.la-francaise.com) or upon request to La Française, 128, Boulevard Raspail, 75006 Paris - France : [contact-valeurmobilieres@la-francaise.com](mailto:contact-valeurmobilieres@la-francaise.com)) have been published containing all the necessary information about the product, the costs and the risks which may occur. Do not take unnecessary risk.

The distribution and the offering of funds in certain jurisdictions may be restricted by law. Persons into whose possession this document may come are required to inform themselves about and to comply with any relevant restrictions.

## For Austria

Funds registered in Austria have been authorized for public distribution in Austria by the Financial Market Authority (FMA).

In relation to the investment fund and share class mentioned in this document, the latest prospectus, the KIID and the annual and semi-annual reports (whose latest versions are available free of charge on [www.la-francaise.com](http://www.la-francaise.com) or upon request to [contact-valeurmobilieres@la-francaise.com](mailto:contact-valeurmobilieres@la-francaise.com) or from our Paying Agent: Erste Bank der österreichischen Sparkassen AG, Graben 21, 1010 Vienna Austria) have been published containing all the necessary information about the product, the costs and the risks which may occur. Do not take unnecessary risk.

## For Finland

Funds registered in Finland have been authorized for public distribution in Finland by the Financial Supervisory Authority (FIN-FSA).

In relation to the investment fund and share class mentioned in this document, the latest prospectus, the KIID and the annual and semi-annual reports (whose latest versions are available free of charge on [www.la-francaise.com](http://www.la-francaise.com) or [www.morningstar.fi](http://www.morningstar.fi)) have been published containing all the necessary information about the product, the costs and the risks which may occur. Do not take unnecessary risk.

## For Germany

Funds registered in Germany have been authorized for public distribution in Germany by the Federal Financial Supervisory Authority (BaFin).

In relation to the investment fund and share class mentioned in this document, the latest prospectus, the KIID and the annual and semi-annual reports (whose latest versions are available free of charge on [www.la-francaise.com](http://www.la-francaise.com) or upon request to [contact-valeurmobilieres@la-francaise.com](mailto:contact-valeurmobilieres@la-francaise.com) or in electronic format from our Information Agent and Paying Agent: BNP PARIBAS Securities Services S.A. - Zweigniederlassung Frankfurt am Main, Europa-Allee 12, 60327 Frankfurt am Main) have been published containing all the necessary information about the product, the costs and the risks which may occur. Do not take unnecessary risk.

## For Italy

Funds registered in Italy have been authorized for public distribution in Italy by the Commissione Nazionale per le Società e la Borsa (CONSOB).

In relation to the investment fund and share class mentioned in this document, the latest prospectus, the KIID and the annual and semi-annual reports (whose latest versions are available free of charge on [www.lafrancaise-am.com](http://www.lafrancaise-am.com), or [www.fundinfo.com](http://www.fundinfo.com) or from our Paying Agent BNP PARIBAS Securities Services, Via Ansperto no. 5 20123 Milan, Italy) have been published containing all the necessary information about the product, the costs and the risks which may occur. Do not take unnecessary risk.

## For Luxembourg

Funds registered in Luxembourg have been authorized for public distribution in Luxembourg by the Commission de Surveillance du Secteur Financier ("CSSF").

In relation to the investment fund and share class mentioned in this document, the latest prospectus, the KIID and the annual and semi-annual reports (whose latest versions are available free of charge on [www.lafrancaise-am.com](http://www.lafrancaise-am.com) or upon request to [contact-valeurmobilieres@la-francaise.com](mailto:contact-valeurmobilieres@la-francaise.com)) have been published containing all the necessary information about the product, the costs and the risks which may occur. Do not take unnecessary risk.

## For Sweden

Funds registered in Sweden have been authorized for public distribution in Sweden by the Swedish Financial Supervisory Authority (Fiansinspektionen).

In relation to the investment fund and share class mentioned in this document, the latest prospectus, the KIID and the annual and semi-annual reports (whose latest versions are available free of charge on [www.lafrancaise-am.com](http://www.lafrancaise-am.com) or [www.morningstar.se](http://www.morningstar.se) or from our Paying Agent SKANDINAVISKA ENSKILDA BANKEN AB Sergels Torg 2, SE-106 40 Stockholm, Sweden) have been published containing all the necessary information about the product, the costs and the risks which may occur. Do not take unnecessary risk.

## For Switzerland

This is an advertising document. In Switzerland, the representative is ACOLIN Fund Services AG, Leutschenbachstrasse 50, CH-8050 Zurich, whilst the paying agent is NPB Neue Privat Bank AG, Limmatquai 1/am Bellevue, P.O. Box, CH-8024 Zurich. The prospectus, the key information documents or the key investor information documents, the fund regulation (for a mutual fund) or the articles of association (for a SICAV) as well as the annual and semi-annual reports may be obtained free of charge from the representative. Past performance is no indication of current or future performance. The performance data do not take account of the commissions and costs incurred on the issue and redemption of units.

## For Spain

Funds registered in Spain have been authorized for public distribution in Spain by the Comision Nacional del Mercado de valores (CNMV) : ALGER SICAV (232); JKC FUND (987); LA FRANÇAISE (1790); LA FRANÇAISE LUX (1143); LA FRANÇAISE ABSOLUTE EMERGING DEBT (1647); LA FRANÇAISE ALLOCATION (634); LA FRANÇAISE CONVERTIBLES 2020 (765); LA FRANÇAISE PROTECTAUX (851); LA FRANÇAISE RENDEMENT EMERGENT 2023 (1112); LA FRANÇAISE RENDEMENT GLOBAL 2022 (1292); LA FRANÇAISE SUB DEBT (985); LA FRANÇAISE TRESORERIE (1101).

In relation to the investment fund and share class mentioned in this document, the latest prospectus, the KIID and the annual and semi-annual reports (whose latest versions are available free of charge on [www.la-francaise.com](http://www.la-francaise.com) or can be obtained from Allfunds Bank SA Calle Estafeta 6- Complejo Plaza de la Fuente, Edificio 3, La Moraleja, Spain) have been published containing all the necessary information about the product, the costs and the risks which may occur. Do not take unnecessary risk.

